


CATCH a spark!

Using children's literature to SPARK CREATIVITY



The Bookwanderers

Written by Anna James, Illustrated by Paola Escobar
304 pages / Grades 4-8

An adventure that will have readers of all ages hooked. Tilly Pages is an avid reader whose family owns a bookstore. When book characters start showing up un person and Tilly discovers she can wander into any story she chooses, things change dramatically. Secrets are divulged and the mystery of what happened to her mother many years ago is about to come front and center.

C Context

Characterization.

What makes a strong character in a book and why do some stand out more than others?

Personality Traits - use a character to develop character traits consider which characters might be most like you.

Considering the idea that the present can change the past and vice-versa.

Considering a time period that you feel like you could change by going back to one specific moment.

A Arts

The power of **imagination** and how it can manifest in many different forms.

Illustrations in chapter books. A valuable discussion about this topic and how an illustrator chooses to illustrate certain moments.

What are the moments that are important to make visual? How does the illustrator's choice make a different experience for the reader? Are there different moments that should have been illustrated?

T Themes

Imagination

Character

Reading and books

Finding adventure

Rule following

C Create

Design your ideal bookshop. Bring in architectural elements and drawing to scale. Use the description of Pages & Co. in Chapter 1 as a guide.

Choose a book character with a strong personality. Write a scene in which you and that character interact. Perform the scene.

Choose 3 specific moments in the book you think should have been illustrated. Illustrate them and explain your choice.

Write a full length story of when you wander into a book.

H Heart Words

"The books we love when we're growing up shape us in special ways. The characters in the books we read help us to decide who we want to be."

"...a bookshop is like a map of the world. There are infinite paths you can take through it and none of them are right or wrong."


"Our stories are how we will be remembered - so we've got to make sure they are worth telling."

"You must go and find adventure and shake it firmly by the hand as you set out toward the horizon together."



CATCH a spark!

Using children's literature to SPARK CREATIVITY



Page by Page

Written and Illustrated by Laura Lee Gulledge
192 pages / Grades 6-8

Paige Turner has recently moved and is struggling to adjust to her new life, along with all the regular adolescent struggles. She uses the pages of her sketchbook to make sense of everything and does so in a moving and powerful way as she realizes the importance of opening up and letting people in. An important book for any teens struggling to find their place.

C Context

Adolescence and Social Emotional themes. From feeling alone, to making friends, to finding love, to opening up and allowing people in, to relationships with parents, there are so many layers of social emotional topics to discuss.

Idioms and nuances in language. A great piece to help students more deeply understand figurative phrases. Connect this with visual art and **analyzing** illustrations which align with word and phrase meanings.

A Arts

Using art as a form of **self-expression** and way to tap into understanding feelings. Give students an illustration without the words on the page and have them analyze the meaning.

Illustration vs. graphic design. Illustrations combine with traditional layouts of graphic novels to make them feel like they are coming off the page.

The power of **grayscale in illustration** and how it deeply conveys meaning.

T Themes

Coming of age
Self-expression
Self-reflection
Self-acceptance
Friendship
Getting started - creativity
Power of the arts
Confidence

C Create

Give each student their own sketchbook to use a few times a week, focused on understanding themselves.

"Drawing Telephone" Paige describes the process within Rule #7. Use it with a class to connect writing, the arts, and lack of other.

Make an artistic license for yourself. Allow yourself the freedom to create and not limit yourself.

Create a message in a bottle tree. Place student expressions (art, writing, song lyrics, etc) in a tree for someone else who many need it.

H Heart Words

ALL of the "Rules" in the book, set up as chapter headings.

"The inside of my head is a loud place."

"This world ain't about how big you are or how little. It's about how every little thing touches every other thing in creation."

"It's up to me to draw my own beanstalk if I want to climb anywhere."


"Artists are granted special permission to do things that don't make sense."

"My pencil can do anything."



CATCH a spark!

Using children's literature to SPARK CREATIVITY



The Whisper

Written and Illustrated by Pamela Zagarenski
40 pages / Grades K-4

A young girl is given a magical book by her teacher that she discovers is filled with only pictures. Thinking she has lost the words and the book is not able to be read, a whisper comes to her convincing her to create the words she cannot see. What follows is an adventure in imagination and creativity.

C

Context

The elements of **creating stories**.

Discuss beginnings, middles and ends as a necessity. Use the stories the main character creates as examples.

Telling stories in **wordless picture books**. Reading stories by reading pictures and combining it with your imagination.

Aesop's Fables. The end of this story blends in the trickster fox. How can students use their imagination when thinking about fables differently? Which fable character would be in their story?

A

Arts

Illustrations made with **layers**. How does the illustrator use layers? Consider transparency, color, layers of depth, color schemes and so much more.

Where do artists acquire their **inspiration**? The author biography on the jacket goes into great depth of her inspiration and process for creating her illustrations. Are there elements of the illustrations that carry over into each other?

T

Themes

Imagination

Language

Storytelling

Celebration of reading

C

Create

Give each student a copy of an illustration (from this book or another) and allow it to be the inspiration for a full story. Compare stories and see how different they are, even though they were all inspired from the same beginning.

Alter a fable so that the deception/trickery that happens in the original is altered to being an act of kindness.

Have students imagine the words of multiple books fell away. How would characters interact without the stories being written already for them. Perform a scene.

H

Heart Words

"There are never any rules, rights or wrongs in imagining - imagining just is."

"Start with a few simple words and imagine from there. Remember: beginnings, middles and ends of stories can be imagined differently."

"She grew sleepy and drifted off into a dreamworld woven out of the pictures and the stories she had imagined."



CATCH a spark!

Using children's literature to SPARK CREATIVITY



One Girl

Written by Andrea Beatty / Illustrated by Dow Phumiruk
40 pages / Grades K-4

A simple yet rich and complex story about the power of education and one girl who reads a book and lights a spark for her future and the future of girls everywhere. Lyrical words and stunning illustrations lift this special story about the ways books and education can create and inspire change, starting small and making a huge difference. Be sure to read the author's note.

C Context

The importance and necessity of **education**. **Knowledge** is precious and powerful.

Inferencing. The language in the book is simple, yet very lyrical. Older students will be able to read deeply to gain more meaning and depth.

The concept of **equity in education** around the world and factors that may prohibit children from getting an education.

The idea that any person at any age can **inspire change** and **empower** ourselves and others.

A Arts

Symbolism in illustration to emphasize and express meaning.

Using **light** to highlight and emphasize meaning as well as giving depth to an interpretation of art.

T Themes

Power and importance of education

Moving from darkness into light

Books as gateways to endless possibilities

Inspiring others

C Create

Particularly in the first illustrations, books and pencils are used as the building blocks of the future.

Challenge students to take one topic (like reading) and create an illustration using that object as the majority of their artwork.

Challenge students to share the story of a change maker in just a few words, lyrically as the author does, using inferencing to choose their words.

H Heart Words

*"One Girl.
One spark."*

*"Tiny ember.
Burning low."*

*"One Girl glowing.
Shares her song."*



CATCH a spark!

Using children's literature to SPARK CREATIVITY



The Librarian's Stories

Written by Lucy Falcone / Illustrated by Anna Wilson
32 pages / Grades 2-5

A war-torn city whose library was destroyed is slowly given hope again when the librarian returns to the town square and simply sits and reads aloud. A story that reminds us of the comfort books can bring us, the hope and the inspiration. An interesting companion to the way many are feeling during the recent pandemic.

C Context

The idea that **stories matter** providing a sense of connection and hope. A discussion starter with students about why we turn to books and stories in difficult times.

Inferencing. While the language of the story is simple, the layers of meaning are deep, with many moments only shown in illustration.

The concept of **hope** and finding little glimmers of light in dark times.

Using **real events to inspire** fiction.

A Arts

Symbolism and **color** in illustration to emphasize and express meaning.

Using **light** and **color** to highlight and emphasize meaning as well as giving depth to an interpretation of art. How does color help draw the eye and punctuate meaning? Is it used on every page or only at certain times?

Using **words as illustration.**

T Themes

Keeping hope

The power of stories

Words as comfort

Moving forward in dark times

C Create

Align the story of the young child and the war he lives through with the war we face today during the pandemic. How can you alter the story to fit the different time period.

After writing the new story, how will you use symbolism and color to illustrate it?

Create a representation of any kind (visual, musical, written) of the story that gives you hope. Similarly, what is the story you would share with others to inspire and comfort them?

H Heart Words

"I close my eyes. Her words carry me back..."


"The librarian's stories make us laugh. They help us remember ... what life was like before."

"I want to help."



CATCH a spark!

Using children's literature to SPARK CREATIVITY



The Bookstore Cat

Written by Cylin Busby / Illustrated by Charles Santos
32 pages / Grades K-2

A playful and captivating cat captures young readers in a journey through a bookstore and the alphabet. Students will be challenged to think of words and gain new vocabulary through the course of the story. The book lends itself to being a mentor text in many ways.

C Context

What **adjectives** are and why we use them.

Character/personality traits and the ways in which one character can have multiple different traits.

Alphabet books that tell stories.

The idea of **bookstore cats**. There are multiple examples of real bookstore cats which are easily shared with students and found on through a google search or Instagram accounts.

A Arts

Illustrations as a means of description and context clues.

Developing a character in illustration and using it again and again in different ways.

Using **colored pencils** as a medium and techniques for shading and emphasizing with them.

T Themes

Personality

The alphabet

Language

C Create

Take the words off a page and show students the illustration. Give them the letter of the word the picture is describing. Can they guess it based on visual context clues?

Create a different kind of shop cat (or dog). It could be based on their own pet.

Build an adjective dictionary.

Play charades with adjectives.

H Heart Words

Find a "Heart Illustration". Due to the simplistic nature of the text, ask students to identify the illustration that captures their hearts the best. Why?

Which illustration do they think best aligns with the word being described?

