



The
Institute

FOR ARTS INTEGRATION AND STEAM

ACADEMIC CATALOG

2020-2021

Hi there! I'm Susan Riley, founder of The Institute for Arts Integration and STEAM. As the world's largest provider of online professional development for integrating the arts in K-12 schools, I'm thrilled you're exploring the options we have available.



SUSAN RILEY
FOUNDER & ARTS INTEGRATION SPECIALIST

You are about to embark upon an amazing journey. By selecting one of our online course, conference, or certification options, you will gain the skills and tools you need to lead a successful school or district initiative for integrating the arts. We've already helped hundreds of educators and we are honored to work with you too.

This course catalog contains an overview of each of our online professional development options, so you can select the choice that best fits your needs.

Each professional development offering will provide you with CEUs and PD hours, often suitable for relicensure or salary advancement. If you have any questions, please reach out. Our client support team would love to help you meet your goals.

I am so excited that you are joining us on this journey and I can't wait to get started!

Welcome aboard,

Susan Riley

Founder and CEO, The Institute for Arts Integration and STEAM

TABLE OF CONTENTS

Calendar	3
Organization	4
Tech Requirements	6
At-A-Glance	7
Online Courses	8
• The Creative Mindset	
• Designed to STEAM	
• Checking for Understanding	
• Social Emotional Learning and the Arts	
• Effective Instructional Strategies	
• Cultural Responsiveness and the Arts	
Conferences	21
Accelerator	22
Certification	23
Contact	24

Hours of Operation

9:00am - 3:00pm ET Monday - Friday

Calendar

EducationCloset observes the following holidays and on these days, offices are closed:

New Year's Eve

New Year's Day

Good Friday

Easter Monday

Memorial Day

Independence Day

Labor Day

Thanksgiving Eve

Thanksgiving Day

Black Friday

Christmas Eve

Christmas Day

December 26-30

Contact Information

The Vision Board, LLC

The Institute for Arts Integration and STEAM

6 East Green Street

Westminster, MD 21157

443-821-10899

service@educationcloset.com

PROGRAM DEVELOPERS



Susan Riley

Founder & CEO

M.S. McDaniel College



Dr. Typhani Harris

Executive Director of Academics

PhD., Capella University

STUDENT SUPPORT



Stacey Quillen

Registrar and Director of Client Support

Mission and Vision

The Institute for Arts Integration and STEAM guides educators through a tried-and-true pathway to unlock the power of creativity in the classroom. So you can reach every child, every day.

Our mission is supporting teachers, leaders, and artists using arts integration and STEAM education through world-class, comprehensive professional development and resources. We live this mission through a commitment to our community, creating a culture of success, and developing PD and resources for teachers, by teachers.

Our Core Values

These are the guiding principles for our entire organization. From how we communicate, to the products and services we provide, these are central to all that we are.

1. CREATIVITY IS KEY.

The world is a big place. Creativity is the fingerprint of the human spirit, which gives us all a unique and personal way of relating to this world of ours. This should be embraced and cultivated, both in and out of the school house.

2. WE ARE BETTER TOGETHER

Collaboration, sharing and connecting help us all, and in the end, help our students. We don't believe in going through life with a closed fist. As Maya Angelou so famously stated, "You can't use up creativity" and as we often remind ourselves, "there's more where that came from". We are passionate about honoring intellectual property, as well as in sharing for the better good

whenever we can. And we wholeheartedly believe that these two things can co-exist.

3. UPWARD SPIRALS ONLY.

There's enough negativity in the world – there's no need to feed into it. We are positive people who work tirelessly to solve problems and raise up what is good.

This means that we are professional, kind, humble and look for ways up and over the challenges that face us.

4. INTEGRITY MATTERS.

There is nothing as powerful as your word. We value the trust and collaboration of our community and it is important to us that we live up to our core principles.

That means that we will go above and beyond to ensure what we produce is of the highest value and best quality. It also means that we respect and value all teachers, no matter their backgrounds, content areas, or perspectives.

5. SERVE FIRST.

We approach our work with a servant's heart. We are here to support K-12 teachers in successfully integrating the arts in a way that maintains the authenticity of all content areas, while showcasing the intrinsic value of the arts themselves. We work hard to provide materials and resources that will help save you time and lead you to greater joy and success in the classroom. It is our pleasure to help you!

- Word Processor (MS Word, Apple Pages, Google Docs).
- PDF Reader (Adobe Acrobat Reader or Apple Preview).

Devices

Desktop: Windows running XP/Vista/7/8/10 or Apple running MacOS 10.6 or above, capable of producing sound via speakers or headphones.

Mobile: The most recent versions of iOS and Android Operating Systems are recommended.

Desktop devices preferred.

Connectivity

- High-speed Internet connection: Cable, DSL, etc.
- Internet Web Browser (Firefox 3+, Internet Edge, Safari 3.1+, Google Chrome).
- Personal E-mail Account.

Creation

- Word Processor (MS Word, Apple Pages, Google Docs).
- PDF Reader (Adobe Acrobat Reader or Apple Preview).

Browser Requirements

- Javascript
- Flash 9+

AT-A-GLANCE

Not sure which PD is the right one for you? Use this handy reference to find the best fit for your goals.

	AUDIENCE	PURPOSE	AVAILABILITY
ONLINE COURSES - \$199 (pg.8)			
Our online courses provide a self-paced foundational understanding of arts integration, STEAM, assessment, classroom management and project based learning.	<ul style="list-style-type: none"> Classroom Teachers Arts Teachers 	<ul style="list-style-type: none"> Deep dive into a topic Log 25 PD hours All-inclusive foundational courses with resources. 	<ul style="list-style-type: none"> Available 24/7/365 On-Demand & Self-Paced Lifetime Access
ONLINE CONFERENCE - \$149 (pg.22)			
The online Arts Integration and STEAM conference is held in July each year. It provides (20) 15-20 minute presentations on current practices in Arts Integration and STEAM Education	<ul style="list-style-type: none"> Classroom Teachers Arts Teachers Administrators Media Specialists 	<ul style="list-style-type: none"> Learn the latest best practices Log 10 PD hours Fresh ideas and resources 	<ul style="list-style-type: none"> Held online each July Livestream & On-Demand Lifetime access included
ACCELERATOR PROGRAM - \$225 (pg.23)			
The accelerator program is a robust library of personalized learning for arts integration. Members have access to all of our courses, conferences, curriculum, video library, resources and coaching for ongoing support.	<ul style="list-style-type: none"> Classroom Teachers Arts Teachers Administrators Coordinators Teaching Artists 	<ul style="list-style-type: none"> Have access to everything we offer Log unlimited PD hours Get personalized, 1:1 support 	<ul style="list-style-type: none"> Enrollment occurs year round Available 24/7/365 Yearly license that must be renewed
ARTS INTEGRATION CERTIFICATION PROGRAM - \$1497-2250 (pg.24)			
This intensive, 1-year program of study provides a comprehensive learning experience in arts integration methodology and practice.	<ul style="list-style-type: none"> Classroom Teachers Arts Teachers Administrators 	<ul style="list-style-type: none"> Become an arts integration specialist Develop a comprehensive arts integration effort Log 720 PD hours/6 Grad Credits/23 CEUs 	<ul style="list-style-type: none"> Enrollment opens Feb-Mar each year Available as both self-paced and live with digital cohorts Includes access to our jobs board.

ONLINE COURSES

Self-paced, online courses for busy K-12 educators. Integrate creativity into your classroom while meeting your curriculum requirements.

View each course and get all the details at

EducationCloset.com/Courses

Arts Integration Focus
25 PD hours | 2.5 CEUs

The Creative Mindset

[VIEW COURSE](#) →

STEAM Focus
25 PD hours | 2.5 CEUs

Designed to STEAM

[VIEW COURSE](#) →

Assessment Focus
25 PD hours | 2.5 CEUs

Checking for Understanding

[VIEW COURSE](#) →

Strategy Focus
25 PD hours | 2.5 CEUs

Effective Instructional Strategies

[VIEW COURSE](#) →

SEL Focus
25 PD hours | 2.5 CEUs

Social-Emotional Learning & the Arts

[VIEW COURSE](#) →

Cultural Responsiveness Focus
25 PD hours | 2.5 CEUs

Cultural Responsiveness & the Arts

[VIEW COURSE](#) →



The Institute for Arts Integration and STEAM is accredited by the International Association for Continuing Education and Training (IACET). The Institute complies with the ANSI/IACET Standard, which is recognized internationally as a standard of excellence in instructional practices. As a result of this accreditation, The Institute is accredited to issue the IACET CEU.

The Creative Mindset Online Class

Arts Integration Training for K-12 Teachers. Build up student achievement using an arts integration foundation.

Course Code: EC001

Included in this course:

- ✓ 25 PD Hours with Certificate
- ✓ Instant Access
- ✓ 14 Handouts and Templates
- ✓ Self-Paced - No Time Limits
- ✓ Completely online

ESTIMATED TIME

 **25h**

TOTAL LESSONS

 **12**

COURSE FEE: \$199

Course Description

The Creative Mindset Blueprint online course offers a foundational understanding of the arts integration approach and how to use it in a classroom setting.

This course teaches students why the arts integration works as an approach to learning, the most effective sequence for implementation of arts integration, how to authentically assess an arts integration lesson and how to use arts integration to foster more collaboration, higher student growth and community engagement.

Course Outcomes

- Investigate the gaps in your current curriculum and identify ways that arts integration can be used to strengthen those areas.
- Explore specific standards alignments that already exist and learning examples of how to pair them in a lesson.
- Become empowered to use arts integration confidently in the curriculum.
- Develop a clear understanding of the arts integration approach and how to use it effectively in the classroom.
- Cultivate your own creative mindset through which to base instruction and feedback models.

The Creative Mindset Online Class

Course Lessons

LESSON OUTLINE	Overview	Task
Lesson 1: Gaining Clarity	Discover the foundations of arts integration.	Review the 2 sample lessons, complete the Resistance Sheet and download the lesson plan template.
Lesson 2: Why the Arts Work	Explore the difference between process and product	Complete the Access Point worksheet and Process/Product Guide.
Lesson 3: The Arts Integration Ladder	Learn what to look for in an arts integration ladder and how to build your capacity.	Download the Arts Integration Look-Fors sheet and complete the Teacher Strengths Survey.
Lesson 4: Features vs. Benefits	Investigate the differences between features and benefits of a program.	Complete the 30-day Jumpstart Plan.
Lesson 5: Building Your Team	Learn who should be on your arts integration team for maximum success.	Complete the Team Development Checklist
Lesson 6: Looking for Evidence	Understand what should be collected as evidence of arts integration in action.	Download the Evidence Cheat Sheet. Complete a Peer Review using the Peer Review Template.
Lesson 7: Collaborative Planning	Develop a collaborative planning strategy.	Fill in the Collaborative Planning Framework at your next planning meeting.
Lesson 8: Strategies that Sell	Investigate a variety of arts integration strategies.	Pick a strategy from the Strategies Resource Guide to try in class.
Lesson 9: Leapfrogging from Strategies to Lessons	Learn how to embed effective strategies into lesson plans.	Fill in the Strategies to Lessons Worksheet.
Lesson 10: Assessing Creativity	Identify assessments that measure growth in an AI Lesson.	Try one of the assessments from the Assessment Alignment Guide.
Lesson 11: Community Partnerships	Build a plan that fosters community participation.	Download and use the Partnership Packet and Email Scripts.
Lesson 12: Celebrations	Celebrate your staff or team in a genuine and meaningful way.	Choose an idea from the Celebrations Sheet to use with your staff/team.

The Designed to STEAM Online Class

Course Code: EC002

STEAM Training for K-12 Teachers. Everything you need to have success in your classroom, school or district.

Course Description

Designed to STEAM explores the natural connections between Science, Technology, Engineering, the ARTS, and Mathematics. Participants will discover how to integrate arts standards within the STEM content areas through Project-Based Learning frameworks to truly build an authentic STEAM teaching approach.

This moves beyond simply using the design-process to truly being able to integrate ALL the arts in and through STEM. You will walk away with a series of strategies and sequences that will empower you to craft a STEAM initiative that works for you and your students.

Included in this course:

- ✓ 25 PD Hours with Certificate
- ✓ Instant Access
- ✓ 14 Handouts and Templates
- ✓ Self-Paced - No Time Limits
- ✓ Completely online

ESTIMATED TIME



25h

TOTAL LESSONS



12

COURSE FEE: \$199

Course Outcomes

- Define the distinct elements of STEM, STEAM and Integrated studies, including the differences and similarities of each strategy.
- Select objectives from Science, Technology, Engineering, the Arts and Math that are aligned and enhance each other to increase student engagement in learning.
- Build a series authentic STEAM lessons that are grade-level appropriate and rigorous in the individual cognitive demand required for students.
- Develop a set of curriculum schema maps that outline a variety of paths students could explore through STEM and STEAM lessons.
- Design multiple assessment examples that measure student mastery of content equitably in each content objective addressed in a STEAM lesson.
- Create data facilitation resources which engage teachers and students in reflections of a STEAM lesson experience and outline next steps for student growth.
- Cite the principles of design and provide examples for ways in which they can be used as a framework for a STEAM lesson

The Designed to STEAM Online Class

Course Lessons

LESSON OUTLINE	Overview	Task
Lesson 1: What is STEAM?	Discover the basics of the STEAM approach.	Download and use the STEAM Look-for List.
Lesson 2: STEAM Lesson Design	What standards would you use in a STEAM Lesson? What is your arts area access point?	Review the STEAM Lesson exemplars provided and complete the lesson planner.
Lesson 3: STEAM Assessment Design	Explore the many ways to assess a STEAM lesson effectively.	Download and review the assessment resource guide and assessment samples.
Lesson 4: Roadmapping for Success	What is curriculum mapping and how can you use it to make STEAM easier?	Complete the STEAM Roadmapping worksheet.
Lesson 5: Structures and Organization	Determine the structural supports needed for STEAM to occur.	Complete the STEAM Structures Checklist.
Lesson 6: The Design Process	Explore how the design process is used within a STEAM lesson or project.	Download and review the STEAM Design Cheat Sheet.
Lesson 7: Creating Time	Learn how to find time for integrating with STEAM in your curriculum.	Fill-in the STEAM planners to help plan your next lesson or project.
Lesson 8: Who Does What?	Identify the challenges and barriers to STEAM in your organization.	Download and fill out the STEAM task list.
Lesson 9: Implementation Steps	Design a STEAM implementation plan aligned with SMART goals.	Use the implementation guidebook to help craft your own plan.
Lesson 10: Feedback and Adjustments	How to ask for and review feedback that is helpful to the process.	Download and use the feedback forms provided.
Lesson 11: Getting Others On Board	Develop partnerships and model STEAM shifts.	Download and use the Partnership Packet and Email Scripts.
Lesson 12: Connecting with Other Initiatives	Discover how to connect STEAM with other initiatives in your school.	Choose an idea from the Connections Sheet to use with your staff/team.

The Checking for Understanding Online Class

Confidently create and deliver authentic assessment experiences in your classroom.

Course Code: EC004

Included in this course:

- ✓ 25 PD Hours with Certificate
- ✓ Instant Access
- ✓ 14 Handouts and Templates
- ✓ Self-Paced - No Time Limits
- ✓ Completely online

ESTIMATED TIME



25h

TOTAL LESSONS



12

COURSE FEE: \$199

Course Description

Checking for Understanding explores how to assess desired learning outcomes in maker-centered arts integration and STEAM classrooms with integrity and in alignment to identified standards.

Additionally, students will research and implement a variety of models for assessment. These include portfolios, performance-based assessments, rubrics, formative and summative measures.

Finally, this course facilitates the process of designing quality assessments that can be used for testing or student growth measures.

Course Outcomes

- Define the unique qualities of performance-based, formative and summative assessment measures.
- Select appropriate aligned assessments to measure a variety of desired student learning outcomes.
- Design a set of assessment samples and templates to use in curriculum development.
- Create a comprehensive menu of assessment choices specifically for arts classrooms and arts integration lessons.
- Analyze data gathered from assessments to determine appropriate next steps for student instruction.
- Present data from assessments to administrators using digital resources and tools.
- Cite specific assessment examples that can be used authentically to measure student growth and mastery in required SLO/SGO teacher evaluation documents.
- Develop assessments that require a variety of levels of cognitive demand presented in Bloom's Taxonomy and connected through McTighe and Wiggins' Understanding by Design.

The Checking for Understanding Online Class

Course Lessons

LESSON OUTLINE	Overview	Task
Lesson 1: The Purpose of Assessment	Explore the difference between assessment and evaluation.	Use the assessment reflection sheet to consider your own practice.
Lesson 2: Types of Assessment	Learn the three types of assessment and when to use them.	Plan out your assessments with the downloadable tool.
Lesson 3: Assessing Integration	Discover how to assess 2 contents and the role of rubrics.	Create an assessment plan using the assessment mixing guide.
Lesson 4: Authentic Assessment	Determine what makes an authentic assessment.	Create an authentic assessment action plan using the worksheet provided.
Lesson 5: Creating Integrated Assessments	Learn the 5 steps to creating an authentic assessment.	Use the assessment cheat sheet tool to work through your assessment design.
Lesson 6: Your Assessment Profile	Build an assessment profile with alternative assessments.	Review the 5 different assessment guides.
Lesson 7: Tools to Create Assessments	A review of specific assessment tools that maximize your time.	Download and explore the assessment comparison tool.
Lesson 8: Making Alignment Simple	Explore the process of assessment alignment to standards.	Use the assessment alignment map for your next lesson.
Lesson 9: Integrating Student Growth	Learn how to find and capitalize on integrating your assessment process for growth.	Review the growth target example list.
Lesson 10: Using Data Analysis	Explore the 7 essential data analysis questions.	Download and complete the data analysis template.
Lesson 11: Taking Action	Discover how to use your data analysis and reflections to adjust your lessons and units.	Use the taking action guide sheets to create your next steps.
Lesson 12: Connecting the Dots	Learn how to connect with standards based grading and choice based assessments.	Complete the assessment bank template using the SBG and Choice Based Assessment lists.

Effective Instructional Strategies Online Class

NEW FOR 2020!

Course Code: EC006

Arts Integration Strategies Course for K-12 Teachers. Explore Visual Art, Music, Theatre, and Dance Strategies to Use in the Classroom.

Course Description

Looking for ways to bring creative experiences into your classrooms? Arts-based instructional strategies are a simple, yet highly effective way to engage all learners. But what if you're unsure of your own abilities in visual art, music, theatre, or dance?

This instructional strategies course was created for educators who want to use arts integration in their classroom, but who need straight-forward and practical methods that don't take a lot of time.

Inside, you'll discover the easy-to-use arts integration strategies in each arts area + a sample arts integration lesson demo that uses each strategy. These ideas will immediately engage your students and deepen their learning experience. You can start or complete this course at any time – lifetime access is included.

Included in this course:

- ✓ 25 PD Hours with Certificate
- ✓ Instant Access
- ✓ 14 Handouts and Templates
- ✓ Self-Paced - No Time Limits
- ✓ Completely online

ESTIMATED TIME

 **25h**

TOTAL LESSONS

 **12**

COURSE FEE: \$199

Course Outcomes

- Distinguish between the elements of each art form (visual, music, theatre, dance).
- Classify standalone instructional strategies related to each art form.
- Create a repertoire of go-to instructional strategies for each art form.
- Experiment with connecting existing curriculum to standalone arts strategies.
- Assess arts integrated lessons across art forms for arts elements and strategies.
- Formulate two examples of how lessons the learner already teaches could become integrated by embedding arts elements and strategies.

Effective Instructional Strategies Online Class

Course Lessons

LESSON OUTLINE	Overview	Task
Lesson 1: Elements of Visual Arts	Identify and illustrate the seven elements of visual arts	Complete the Elements section of the Visual Arts graphic organizer
Lesson 2: Standalone Strategies - Visual Arts	Describe standalone strategies and appraise the elements embedded in each	Complete the Strategies section of the Visual Arts graphic organizer
Lesson 3: Lesson Observation - Visual Arts	Formulate ideas for visual arts strategies paired with current academic content	Observe the lesson and brainstorm embedding strategies within current content
Lesson 4: Elements of Music	Identify and illustrate the elements of Music	Complete the Elements section of the Music graphic organizer
Lesson 5: Standalone Strategies - Music	Describe standalone strategies and appraise the elements embedded in each	Complete the Strategies section of the Music graphic organizer
Lesson 6: Lesson Observation - Music	Formulate ideas for music strategies paired with current academic content	Observe the lesson and brainstorm embedding strategies within current content
Lesson 7: Elements of Theatre	Identify and illustrate the elements of theatre	Complete the Elements section of the Theatre graphic organizer
Lesson 8: Standalone Strategies - Theatre	Describe standalone strategies and appraise the elements embedded in each	Complete the Strategies section of the Theatre graphic organizer
Lesson 9: Lesson Observation - Theatre	Formulate ideas for theatre strategies paired with current academic content	Observe the lesson and brainstorm embedding strategies within current content
Lesson 10: Elements of Dance	Identify and illustrate the elements of dance	Complete the Elements section of the Dance graphic organizer
Lesson 11: Standalone Strategies - Dance	Describe standalone strategies and appraise the elements embedded in each	Complete the Strategies section of the Dance graphic organizer
Lesson 12: Lesson Observation - Dance	Formulate ideas for dance strategies paired with current academic content	Observe the lesson and brainstorm embedding strategies within current content

Social Emotional Learning & the Arts Online Class

NEW FOR 2020!

Course Code: EC007

SEL Course for K-12 Teachers. Follow this research-based approach to using the arts as a vehicle for social-emotional learning.

Course Description

Are you seeing a rise in the social-emotional learning needs of your students? You're not alone. In a recent 2019 Teacher Survey, 60% of teachers that SEL is one of the key factors they feel contribute to increased student behavior concerns in the classroom. Teachers also know that the arts are one of the best ways to positively impact student learning.

This social-emotional learning course was created for educators who want to use the arts as an avenue to teaching the SEL competencies, but aren't sure how or need a roadmap of research-based ideas and strategies that work.

Inside, you'll discover the simple steps to using SEL in and through the arts that weave the social-emotional needs of your students into your existing curriculum no matter what you teach. You can start or complete this course at any time – lifetime access is included.

Included in this course:

- ✓ 25 PD Hours with Certificate
- ✓ Instant Access
- ✓ 14 Handouts and Templates
- ✓ Self-Paced - No Time Limits
- ✓ Completely online

ESTIMATED TIME

 **25h**

TOTAL LESSONS

 **12**

COURSE FEE: \$199

Course Outcomes

- Identify/define the term social-emotional learning and recognize myths that surround it.
- Interpret the systemic issues that create a need for social-emotional learning in the classroom.
- Examine the five CASEL competencies of SEL.
- Determine how the arts can be utilized as a vehicle for social-emotional learning.
- Analyze arts-based SEL activities aligned with specific instructional times.
- Investigate and determine authentic strategies and activities that build successful social-emotional learning experiences into the four art forms.
- Construct transformed lesson plans which reflect SEL competencies taught through the arts.

Social Emotional Learning & the Arts Online Class

Course Lessons

LESSON OUTLINE	Overview	Task
Lesson 1: Defining Social-Emotional Learning	Define the term and identify common myths that surround SEL	Complete the personal reflection identifying individual classroom needs for SEL
Lesson 2: Why is Social Emotional Learning Necessary	Identify the research and external factors that impact the need for SEL	Complete the survey of fellow teachers
Lesson 3: SEL Competencies	Identify and describe the 5 CASEL competencies	Use the survey from Lesson 2 to examine the responses for the competencies
Lesson 4: How the Arts Enhance Social Emotional Learning	Identify how the arts foster SEL competencies	Complete the foldable outlining understanding of how the arts foster each SEL competency
Lesson 5: SEL throughout the Day	Compare student needs related to different instructional times	Choose a morning routine or brain break and utilize it with students
Lesson 6: School, Parent, and Community Buy In	Examine ideas to build buy-in and facilitate social emotional learning in the arts	Complete the parent/caregiver letter sharing an SEL activity
Lesson 7: SEL & Visual Arts	Explore visual arts-based strategies and activities that promote SEL	Complete the arts-based SEL competencies strategies/activities wheel for visual arts
Lesson 8: SEL & Music/Dance	Explore music and dance based strategies and activities that promote SEL	Complete the arts-based SEL competencies strategies/activities wheel for music and dance
Lesson 9: SEL & Theatre	Explore theatre based strategies and activities that promote SEL	Complete the arts-based SEL competencies strategies/activities wheel for theatre
Lesson 10: Assessment of Arts-Based SEL Competencies	Describe formative assessments for SEL	Complete the formative assessment resource
Lesson 11: Curriculum Mining, Logistics, and Arts Activities	Research natural SEL opportunities in existing curricula	Complete the Curriculum Mining graphic organizer
Lesson 12: Transforming Existing Lessons	Transform an existing lesson to be inclusive of SEL competencies through arts	Complete the steps to prepare for the transformation of a lesson

Cultural Responsiveness & the Arts Online Class

NEW FOR 2020!

Course Code: EC008

Cultural Responsiveness Training for K-12 Teachers and Administrators. Learn how to use the arts as a vehicle for culturally responsive teaching.

About this Course

Are you looking to create a classroom environment that respects and honors the cultural diversity of your students? Are you concerned that you may not have the skillset to support the cultural needs of your students and colleagues? Never has cultural responsiveness been more important in our educational system. But it leaves many educators wondering how to foster a safe and welcoming environment that respects the unique backgrounds and cultural norms of everyone.

This cultural responsiveness course was created for educators and administrators who want to use the arts as a vehicle for culturally responsive teaching.

Inside, you'll discover a framework of strategies and resources that empower you to create lessons that are culturally inclusive of all learners in your classroom. You can start or complete this course at any time – lifetime access is included.

Course Outcomes

- Define the term Cultural Responsiveness and examine myths that surround it.
- Analyze the systemic issues that create a need for cultural responsiveness in the classroom.
- Examine unknown and learned personal biases and discover how they affect instructional delivery and student reception.
- Construct a framework to use the arts as a vehicle for cultural responsiveness.
- Create a toolbox of authentic culturally responsive strategies that encourage equity, understanding, and inclusion in the classroom and community.
- Investigate how to implement and advocate for culturally relevant learning.
- Design a developmentally appropriate lesson that is taught from a culturally responsive point of view.

Included in this course:

- ✓ 25 PD Hours with Certificate
- ✓ Instant Access
- ✓ 14 Handouts and Templates
- ✓ Self-Paced - No Time Limits
- ✓ Completely online

ESTIMATED TIME



25h

TOTAL LESSONS



12

COURSE FEE: \$199

Cultural Responsiveness & the Arts Online Class

Course Lessons

LESSON OUTLINE	Overview	Task
Lesson 1: Appreciation vs. Appropriation	Define cultural responsiveness	Complete the Dimensions of Equity chart
Lesson 2: Why is Cultural Responsiveness Necessary?	Examine and analyses why there is a need for cultural responsiveness	Complete reflections on two films
Lesson 3: Exploring Implicit and Explicit Biases	Define biases and explore how personal bias can affect instruction	Complete the Examining Bias handout
Lesson 4: Equity and Inclusion	Define and explore equity and inclusion in the classroom	Develop a classroom equity and inclusion statement
Lesson 5: Culturally Responsive Approaches	Explore approaches for addressing equity and inclusion in the classroom	Complete the Strategies graphic organizer
Lesson 6: Culturally Responsive Resources for Diverse Populations	Explore various resources and apply a litmus test to determine authenticity	Complete the resource organizer and litmus test
Lesson 7: How to Transition Lessons to a More Culturally Responsive Approach	Explore how to transition lessons to integrate multicultural, social justice, & culturally responsive learning	Review the Framework for Cultural Inclusion
Lesson 8: Examining Music and Visual Arts through the Culturally Responsive Lens	Explore how music and visual arts can be taught through cultural responsiveness	Review the samples of original lessons and how they have been transformed
Lesson 9: Examining Dance and Theatre through the Culturally Responsive Lens	Explore how dance and theatre can be taught through cultural responsiveness	Review the samples of original lessons and how they have been transformed
Lesson 10: Rewriting the Cultural Narrative	Examine the concept of cultural narratives and how to facilitate in the rewriting of this narratives	Complete a reflection on narratives in the classrooms
Lesson 11: Creating Buy-In	Determine the obstacles to implementing culturally responsive teaching	Complete the Action Plan template
Lesson 12: Involving the Community	Examine the benefits of community involvement	Complete the Community Partnership Brainstorm Checklist

**MOODY BLACK**
National Award-Winning Poet**RALPH FLETCHER**
Children's Book Author**LAURALEE CHAMBERS**
K-5 Arts Educator**JOSIE LEWIS**
Artist and Author**BRYAN ANIDES**
Creator of the First Grade Theater Study**\$149**

ARTS INTEGRATION AND STEAM

ONLINE CONFERENCE

The Online Event for CREATIVITY IN EDUCATION

A World-Class Arts Integration and STEAM Event

You'll get everything you need to use STEAM and Arts Integration – in one conference event.



GAIN CLARITY AROUND INTEGRATING THE ARTS

If you've ever wondered "what's the difference between Arts Integration and STEAM?" or felt confusion and overwhelm on how to use these approaches, this conference will help you get crystal clear on what, how and why integration works.



BUILD CONNECTIVE CURRICULUM

Creating time for arts integration and STEAM is easier than you think. Learn how to strategically weave these approaches into your current curriculum, connect with other content areas, and take your current content to the next level.



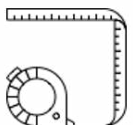
DEVELOP SUCCESSFUL STEAM LESSONS AND UNITS

You'll leave the conference with armfuls of new lessons and units that you can replicate and recreate for your own classroom. Even better? You'll be empowered with the tools to create your own lessons that work every single time.



...AND SO MUCH MORE!

Even if you've done your own "research" on arts integration and STEAM, this online conference will give you what you can't find on your own: specific and successful ideas and resources that are working NOW, from teachers who are in schools just like yours.



CREATE EXCITING MAKERSPACES

Get a straightforward look at how to build your own makerspace – including what items you need (and don't need) – and how to use them most effectively with students.

View the current conference
opportunity here:

ArtsIntegrationConference.com

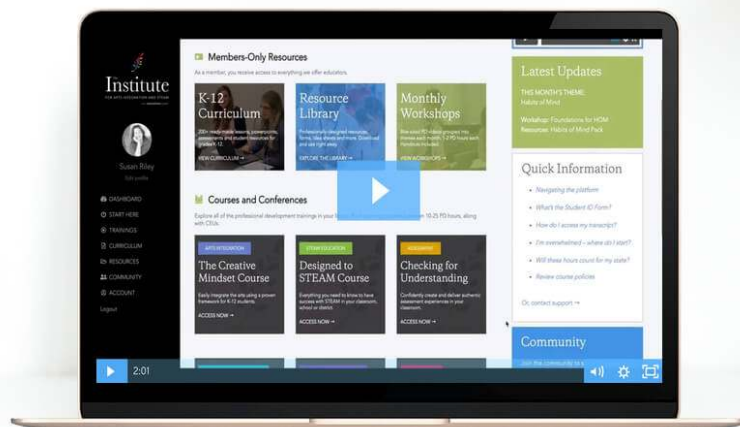
THE ACCELERATOR

Full access to our comprehensive curriculum, resources, training, and online conferences platform.

Access is \$225/year.

Learn more and get access:

EducationCloset.com/Accelerator



All-in-One Access for Teachers Using Arts Integration and STEAM

The Accelerator gives you access to 200+ standards-based, done-for-you arts integration and STEAM lesson plans, assessments, and student materials.

K-12 Curriculum

200+ Arts Integration & STEAM lessons, assessments, slideshows, and student resources.

Fully aligned to national standards.

Resource Library

100+ Templates, Forms, Posters and Tools to use in classroom.

New ones added each month.

Accredited Online Trainings

Get unlimited PD hours and CEUs for salary advancement with a full suite of online courses and workshops.

New workshops added monthly.

Online Conferences & Events

Get and stay inspired all year long with these fast-paced events.

Featuring the latest best practices and world-renowned speakers.

\$1497-2250

ARTS INTEGRATION AND STEAM CERTIFICATION

TWO TRACKS TO PARTICIPATE

Interactive or
Independent Study

DURATION & CREDITS

1 year, online
23 CEUs + Grad Credit

PROGRAM FEES

\$1497-2250
Flexible Payment
Available

Become a Certified Arts Integration Specialist

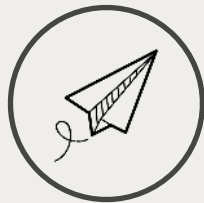
Whether you want to become a national leader in using Arts Integration or the go-to person in your school/district for STEAM and Arts Integration, **this certification program will help you to:**



Learn more about certification at EducationCloset.com/Certification

Have Questions? Get in Touch.

We have a great support team here who would be happy to serve you.



U.S. Mail

6 East Green Street
Westminster, MD 21157



Call/Text

443-821-1089
Hours: M-F 9AM-3PM ET



Email

service@educationcloset.com

