



EDUCATIONCLOSET

# ACADEMIC CATALOG

2019-2020

Hi there! I'm Susan Riley, the founder of EducationCloset, the world's largest online resource for arts integration and STEAM.



SUSAN RILEY  
FOUNDER & ARTS INTEGRATION SPECIALIST

You are about to embark upon an amazing journey. By selecting one of our online course, conference, or certification options, you will gain the skills and tools you need to lead a successful school or district initiative for integrating the arts. We've already helped hundreds of educators and we are honored to work with you too.

This course catalog contains an overview of each of our online professional development options, so you can select the choice that best fits your needs.

Each professional development offering will provide you with PD hours, often suitable for relicensure or salary advancement. If you have any questions, please reach out. Our client support team would love to help you meet your goals.

I am so excited that you are joining us on this journey and I can't wait to get started!

Welcome aboard,

Susan Riley

Founder, [EducationCloset.com](http://EducationCloset.com)

## TABLE OF CONTENTS

Calendar .....	3
Organization .....	4
Tech Requirements ....	6
At-A-Glance .....	7
<b>Online Courses .....</b>	<b>8</b>
• The Creative Mindset	
• Designed to STEAM	
• PBL in the Arts	
• Assessment for Makers	
• Managing the AI Classroom	
• Arts Integration PD Bundle	
• STEAM PD Bundle	
• PBL PD Bundle	
<b>Conferences .....</b>	<b>22</b>
<b>Accelerator .....</b>	<b>23</b>
<b>Certification .....</b>	<b>24</b>
Contact .....	25

## Hours of Operation

9:00am - 3:00pm ET Monday - Friday

## Calendar

EducationCloset observes the following holidays and on these days, offices are closed:

New Year's Eve

New Year's Day

Good Friday

Easter Monday

Memorial Day

Independence Day

Labor Day

Thanksgiving Eve

Thanksgiving Day

Black Friday

Christmas Eve

Christmas Day

December 26-30

## Contact Information

The Vision Board, LLC / EducationCloset

19 Liberty Street Suite 1

Westminster, MD 21157

443-821-1089

service@educationcloset.com

## PROGRAM DEVELOPERS



**Susan Riley**

Founder & CEO  
M.S. McDaniel College



**Dr. Typhani Harris**

Executive Director of Academic Affairs  
PhD., Capella University

## STUDENT SUPPORT



**Jaime Patterson**

- Director of Product and Client Support, EducationCloset

## Mission and Vision

EducationCloset is a provider of world-class online professional development for Arts Integration and STEAM (Science, Technology, Engineering, the Arts and Mathematics) approaches to education.

The organization offers quality products and services that enable educators to achieve their personal goals and objectives. EducationCloset is poised to develop the world's educators by helping break down barriers that exist in creating a culture for Arts Integration and supporting all teachers and leaders in leveraging the arts for promoting improved student outcomes.

## Our Core Values

These are the guiding principles for our entire organization. From how we communicate, to the products and services we provide, these are central to all that we are.

### 1. CREATIVITY IS KEY.

The world is a big place. Creativity is the fingerprint of the human spirit, which gives us all a unique and personal way of relating to this world of ours. This should be embraced and cultivated, both in and out of the school house.

### 2. WE ARE BETTER TOGETHER

Collaboration, sharing and connecting help us all, and in the end, help our students. We don't believe in going through life with a closed fist. As Maya Angelou so famously stated, "You can't use up creativity" and as we often remind ourselves, "there's more where that came from". We are passionate about honoring intellectual property, as well as in sharing for the better good

whenever we can. And we wholeheartedly believe that these two things can co-exist.

### **3. UPWARD SPIRALS ONLY.**

There's enough negativity in the world – there's no need to feed into it. We are positive people who work tirelessly to solve problems and raise up what is good.

This means that we are professional, kind, humble and look for ways up and over the challenges that face us.

### **4. INTEGRITY MATTERS.**

There is nothing as powerful as your word. We value the trust and collaboration of our community and it is important to us that we live up to our core principles.

That means that we will go above and beyond to ensure what we produce is of the highest value and best quality. It also means that we respect and value all teachers, no matter their backgrounds, content areas, or perspectives.

### **5. SERVE FIRST.**

We approach our work with a servant's heart. We are here to support K-12 teachers in successfully integrating the arts in a way that maintains the authenticity of all content areas, while showcasing the intrinsic value of the arts themselves. We work hard to provide materials and resources that will help save you time and lead you to greater joy and success in the classroom. It is our pleasure to help you!

## TECHNOLOGY REQUIREMENTS

### Devices

Desktop: Windows running XP/Vista/7/8/10 or Apple running MacOS 10.6 or above, capable of producing sound via speakers or headphones.

Mobile: The most recent versions of iOS and Android Operating Systems are recommended.

*Desktop devices preferred.*

### Connectivity

- High-speed Internet connection: Cable, DSL, etc.
  - Internet Web Browser (Firefox 3+, Internet Edge, Safari 3.1+, Google Chrome).
  - Personal E-mail Account.

### Creation

- Word Processor (MS Word, Apple Pages, Google Docs).
- PDF Reader (Adobe Acrobat Reader or Apple Preview).

### Browser Requirements

- Javascript
- Flash 9+

# AT-A-GLANCE

Not sure which PD is the right one for you? Use this handy reference to find the best fit for your goals.



	AUDIENCE	PURPOSE	AVAILABILITY
<b>ONLINE COURSES - \$199-499 (pg.8)</b>			
Our online courses provide a self-paced foundational understanding of arts integration, STEAM, assessment, classroom management and project based learning.	<ul style="list-style-type: none"> <li>Classroom Teachers</li> <li>Arts Teachers</li> </ul>	<ul style="list-style-type: none"> <li>Deep dive into a topic</li> <li>Log 25 PD hours</li> <li>All-inclusive foundational courses with resources.</li> </ul>	<ul style="list-style-type: none"> <li>Available 24/7/365</li> <li>On-Demand &amp; Self-Paced</li> <li>Lifetime Access</li> </ul>
<b>ONLINE CONFERENCE - \$149 (pg.22)</b>			
The online Arts Integration and STEAM conference is held in July each year. It provides (20) 15-20 minute presentations on current practices in Arts Integration and STEAM Education	<ul style="list-style-type: none"> <li>Classroom Teachers</li> <li>Arts Teachers</li> <li>Administrators</li> <li>Media Specialists</li> </ul>	<ul style="list-style-type: none"> <li>Learn the latest best practices</li> <li>Log 10 PD hours</li> <li>Fresh ideas and resources</li> </ul>	<ul style="list-style-type: none"> <li>Held online each July</li> <li>Livestream &amp; On-Demand</li> <li>Lifetime access included</li> </ul>
<b>ACCELERATOR PROGRAM - \$299 (pg.23)</b>			
The accelerator program is a robust library of personalized learning for arts integration. Members have access to all of our courses, conferences, curriculum, video library, resources and coaching for ongoing support.	<ul style="list-style-type: none"> <li>Classroom Teachers</li> <li>Arts Teachers</li> <li>Administrators</li> <li>Coordinators</li> <li>Teaching Artists</li> </ul>	<ul style="list-style-type: none"> <li>Have access to everything we offer</li> <li>Log unlimited PD hours</li> <li>Get personalized, 1:1 support</li> </ul>	<ul style="list-style-type: none"> <li>Enrollment occurs each October</li> <li>Available 24/7/365</li> <li>Yearly license that must be renewed</li> </ul>
<b>ARTS INTEGRATION CERTIFICATION PROGRAM - \$997-2250 (pg.24)</b>			
This intensive, 1-year program of study provides a comprehensive learning experience in arts integration methodology and practice.	<ul style="list-style-type: none"> <li>Classroom Teachers</li> <li>Arts Teachers</li> <li>Administrators</li> </ul>	<ul style="list-style-type: none"> <li>Become an arts integration specialist</li> <li>Develop a comprehensive arts integration effort</li> <li>Log 720 PD hours/6 Grad Credits</li> </ul>	<ul style="list-style-type: none"> <li>Enrollment opens Feb-Mar each year</li> <li>Available as both self-paced and live with digital cohorts</li> <li>Includes access to our jobs board.</li> </ul>

# ARTS INTEGRATION AND STEAM ONLINE COURSES

Each of our online courses provides you with practical information, tools and resources for integrating the arts. All courses include a PD certificate for 25 hours and are affordably priced at \$199 each.

Want to get a comprehensive arts integration or STEAM experience? Try one of the PD Bundles and save over 30% off a la carte pricing.



## ARTS INTEGRATION FOCUS

### The Creative Mindset



4 COURSES | 85 PD HOURS - SAVE 30%!

### Arts Integration PD Bundle



## STEAM EDUCATION FOCUS

### Designed to STEAM



4 COURSES | 85 PD HOURS - SAVE 30%!

### STEAM Education PD Bundle



## ASSESSMENT FOCUS

### Assessment for Makers



4 COURSES | 85 PD HOURS - SAVE 30%!

### Project Based Learning PD Bundle



## PBL FOCUS

### Project Based Learning in the Arts



## CLASSROOM MANAGEMENT FOCUS

### Managing the Arts Integrated Classroom

View each course and get all  
the details at

**[EducationCloset.com/Courses](https://EducationCloset.com/Courses)**



# The Creative Mindset Online Class

Course Code: EC001

Arts Integration Training for K-12 Teachers. Build up student achievement using an arts integration foundation.

## Included in this course:

- ✓ 25 PD Hours with Certificate
- ✓ Instant Access
- ✓ 14 Handouts and Templates
- ✓ Self-Paced - No Time Limits
- ✓ Completely online

ESTIMATED TIME

 **25h**

TOTAL LESSONS

 **12**

**COURSE FEE: \$199**

## Course Description

The Creative Mindset Blueprint online course offers a foundational understanding of the arts integration approach and how to use it in a classroom setting.

This course teaches students why the arts integration works as an approach to learning, the most effective sequence for implementation of arts integration, how to authentically assess an arts integration lesson and how to use arts integration to foster more collaboration, higher student growth and community engagement.

## Course Outcomes

- Investigate the gaps in your current curriculum and identify ways that arts integration can be used to strengthen those areas.
- Explore specific standards alignments that already exist and learning examples of how to pair them in a lesson.
- Become empowered to use arts integration confidently in the curriculum.
- Develop a clear understanding of the arts integration approach and how to use it effectively in the classroom.
- Cultivate your own creative mindset through which to base instruction and feedback models.

# The Creative Mindset Online Class

Arts Integration Training for K-12 Teachers. Build up student achievement using an arts integration foundation.

## Course Lessons

LESSON OUTLINE	Overview	Task
<b>Lesson 1: Gaining Clarity</b>	Discover the foundations of arts integration.	Review the 2 sample lessons, complete the Resistance Sheet and download the lesson plan template.
<b>Lesson 2: Why the Arts Work</b>	Explore the difference between process and product	Complete the Access Point worksheet and Process/Product Guide.
<b>Lesson 3: The Arts Integration Ladder</b>	Learn what to look for in an arts integration ladder and how to build your capacity.	Download the Arts Integration Look-Fors sheet and complete the Teacher Strengths Survey.
<b>Lesson 4: Features vs. Benefits</b>	Investigate the differences between features and benefits of a program.	Complete the 30-day Jumpstart Plan.
<b>Lesson 5: Building Your Team</b>	Learn who should be on your arts integration team for maximum success.	Complete the Team Development Checklist
<b>Lesson 6: Looking for Evidence</b>	Understand what should be collected as evidence of arts integration in action.	Download the Evidence Cheat Sheet. Complete a Peer Review using the Peer Review Template.
<b>Lesson 7: Collaborative Planning</b>	Develop a collaborative planning strategy.	Fill in the Collaborative Planning Framework at your next planning meeting.
<b>Lesson 8: Strategies that Sell</b>	Investigate a variety of arts integration strategies.	Pick a strategy from the Strategies Resource Guide to try in class.
<b>Lesson 9: Leapfrogging from Strategies to Lessons</b>	Learn how to embed effective strategies into lesson plans.	Fill in the Strategies to Lessons Worksheet.
<b>Lesson 10: Assessing Creativity</b>	Identify assessments that measure growth in an AI Lesson.	Try one of the assessments from the Assessment Alignment Guide.
<b>Lesson 11: Community Partnerships</b>	Build a plan that fosters community participation.	Download and use the Partnership Packet and Email Scripts.
<b>Lesson 12: Celebrations</b>	Celebrate your staff or team in a genuine and meaningful way.	Choose an idea from the Celebrations Sheet to use with your staff/team.

# The Designed to STEAM Online Class

Course Code: EC002

STEAM Training for K-12 Teachers. Everything you need to have success in your classroom, school or district.

## Included in this course:

- ✓ 25 PD Hours with Certificate
- ✓ Instant Access
- ✓ 14 Handouts and Templates
- ✓ Self-Paced - No Time Limits
- ✓ Completely online

ESTIMATED TIME

 **25h**

TOTAL LESSONS

 **12**

**COURSE FEE: \$199**

## Course Description

Designed to STEAM explores the natural connections between Science, Technology, Engineering, the ARTS, and Mathematics. Participants will discover how to integrate arts standards within the STEM content areas through Project-Based Learning frameworks to truly build an authentic STEAM teaching approach.

This moves beyond simply using the design-process to truly being able to integrate ALL the arts in and through STEM. You will walk away with a series of strategies and sequences that will empower you to craft a STEAM initiative that works for you and your students.

## Course Outcomes

- Define the distinct elements of STEM, STEAM and Integrated studies, including the differences and similarities of each strategy.
- Select objectives from Science, Technology, Engineering, the Arts and Math that are aligned and enhance each other to increase student engagement in learning.
- Build a series authentic STEAM lessons that are grade-level appropriate and rigorous in the individual cognitive demand required for students.
- Develop a set of curriculum schema maps that outline a variety of paths students could explore through STEM and STEAM lessons.
- Design multiple assessment examples that measure student mastery of content equitably in each content objective addressed in a STEAM lesson.
- Create data facilitation resources which engage teachers and students in reflections of a STEAM lesson experience and outline next steps for student growth.
- Cite the principles of design and provide examples for ways in which they can be used as a framework for a STEAM lesson

# The Designed to STEAM Online Class

STEAM Training for K-12 Teachers. Everything you need to have success in your classroom, school or district.

## Course Lessons

LESSON OUTLINE	Overview	Task
<b>Lesson 1: What is STEAM?</b>	Discover the basics of the STEAM approach.	Download and use the STEAM Look-for List.
<b>Lesson 2: STEAM Lesson Design</b>	What standards would you use in a STEAM Lesson? What is your arts area access point?	Review the STEAM Lesson exemplars provided and complete the lesson planner.
<b>Lesson 3: STEAM Assessment Design</b>	Explore the many ways to assess a STEAM lesson effectively.	Download and review the assessment resource guide and assessment samples.
<b>Lesson 4: Roadmapping for Success</b>	What is curriculum mapping and how can you use it to make STEAM easier?	Complete the STEAM Roadmapping worksheet.
<b>Lesson 5: Structures and Organization</b>	Determine the structural supports needed for STEAM to occur.	Complete the STEAM Structures Checklist.
<b>Lesson 6: The Design Process</b>	Explore how the design process is used within a STEAM lesson or project.	Download and review the STEAM Design Cheat Sheet.
<b>Lesson 7: Creating Time</b>	Learn how to find time for integrating with STEAM in your curriculum.	Fill-in the STEAM planners to help plan your next lesson or project.
<b>Lesson 8: Who Does What?</b>	Identify the challenges and barriers to STEAM in your organization.	Download and fill out the STEAM task list.
<b>Lesson 9: Implementation Steps</b>	Design a STEAM implementation plan aligned with SMART goals.	Use the implementation guidebook to help craft your own plan.
<b>Lesson 10: Feedback and Adjustments</b>	How to ask for and review feedback that is helpful to the process.	Download and use the feedback forms provided.
<b>Lesson 11: Getting Others On Board</b>	Develop partnerships and model STEAM shifts.	Download and use the Partnership Packet and Email Scripts.
<b>Lesson 12: Connecting with Other Initiatives</b>	Discover how to connect STEAM with other initiatives in your school.	Choose an idea from the Connections Sheet to use with your staff/team.

# Project Based Learning in the Arts Online Class

Course Code: EC003

Use and assess project-based learning in the general and arts classroom.

## Included in this course:

- ✓ 25 PD Hours with Certificate
- ✓ Instant Access
- ✓ 14 Handouts and Templates
- ✓ Self-Paced - No Time Limits
- ✓ Completely online

ESTIMATED TIME

 **25h**

TOTAL LESSONS

 **12**

**COURSE FEE: \$199**

## Course Description

Project Based Learning places the emphasis on how we come to know something, and less on what we know. PBL is a shift away from teaching to the test and while it is rooted in standards, it is process and inquiry based. PBL employs creative processes like the design process, which naturally aligns to creative processes used in the arts. The arts are project-based by their very nature, and encourage skills that have been identified as those essential for students to be college and career ready: creativity, collaboration, communication, and critical thinking.

In this course, students investigate and apply the intersections of project based learning and the arts for a deeply engaging classroom experience that is focused on the process and provides opportunities for students to make real-world connections.

## Course Outcomes

- Define the distinct elements of Project-, Process-, and Problem-based learning and their natural intersections with the arts.
- Create your own project-based learning lessons that are integrated with at least one arts area.
- Create seamless connections between project based learning with arts integration and STEAM in and through naturally-aligned standards across content areas.
- Deepen your capacity to take risks, problem solve, foster learning and connect more fully across the curriculum.
- Cultivate an inquiry-based mindset through which to base instruction and feedback models.

# Project Based Learning in the Arts Online Class

Use and assess project-based learning in the general and arts classroom.

## Course Lessons

LESSON OUTLINE	Overview	Task
<b>Lesson 1: Inquiry Defined</b>	What is inquiry and how do you leverage it in the classroom?	Visualize the process with the Big Ideas worksheet and Inquiry Infographic.
<b>Lesson 2: Effective Questioning</b>	What makes an effective question? How do you use Bloom's Taxonomy in your classroom?	Apply Blooms Taxonomy in a PBL lesson using the cheat sheet.
<b>Lesson 3: Shades of Inquiry</b>	How do you want your students to grow in their questioning skills?	Align your processes and shades of inquiry with the worksheets provided.
<b>Lesson 4: Narrowing the Field</b>	Explore previous projects that lend themselves to integration.	Complete the Narrowing the Field worksheet and PBL Process Sheet.
<b>Lesson 5: PBL Planning</b>	Discover the PBL planning process that is also time effective.	Download and complete the PBL planning worksheet and lesson template.
<b>Lesson 6: PBL as a Means for Arts Integration</b>	Understand the differences between PBL, Arts Integration and STEAM.	Complete the context for arts integration worksheet using the Standards-at-a-glance packet.
<b>Lesson 7: Developing Driving Questions</b>	How is a driving question and inquiry-based learning connected?	Develop your own driving questions using the resources provided.
<b>Lesson 8: From Planning to Product</b>	Investigate how planning effects the product in a PBL lesson.	Review the sample PBL lesson and complete the planning to product worksheet.
<b>Lesson 9: Authentic Assessment</b>	How and when to use authentic assessments in PBL lessons.	Review the list of authentic assessment ideas.
<b>Lesson 10: Establishing Partners</b>	How do you create partnerships for PBL?	Complete the Overcoming Resistance Cheat Sheet.
<b>Lesson 11: Addressing Challenges</b>	Learn how to address challenges with PBL head on.	Anticipate and address challenges with the challenge chart.
<b>Lesson 12: Reflections and Celebrations</b>	Celebrate your staff or team in a genuine and meaningful way.	Choose an idea from the Celebrations Sheet to use with your staff/team.



# The Assessment for Makers Online Class

Course Code: EC004

Confidently create and deliver authentic assessment experiences in your classroom.

## Included in this course:

- ✓ 25 PD Hours with Certificate
- ✓ Instant Access
- ✓ 14 Handouts and Templates
- ✓ Self-Paced - No Time Limits
- ✓ Completely online

ESTIMATED TIME

 **25h**

TOTAL LESSONS

 **12**

**COURSE FEE: \$199**

## Course Description

Assessment for Makers explores how to assess desired learning outcomes in maker-centered arts integration and STEAM classrooms with integrity and in alignment to identified standards.

Additionally, students will research and implement a variety of models for assessment. These include portfolios, performance-based assessments, rubrics, formative and summative measures.

Finally, this course facilitates the process of designing quality assessments that can be used for testing or student growth measures.

## Course Outcomes

- Define the unique qualities of performance-based, formative and summative assessment measures.
- Select appropriate aligned assessments to measure a variety of desired student learning outcomes.
- Design a set of assessment samples and templates to use in curriculum development.
- Create a comprehensive menu of assessment choices specifically for arts classrooms and arts integration lessons.
- Analyze data gathered from assessments to determine appropriate next steps for student instruction.
- Present data from assessments to administrators using digital resources and tools.
- Cite specific assessment examples that can be used authentically to measure student growth and mastery in required SLO/SGO teacher evaluation documents.
- Develop assessments that require a variety of levels of cognitive demand presented in Bloom's Taxonomy and connected through McTighe and Wiggins' Understanding by Design.

# The Assessment for Makers Online Class

Confidently create and deliver authentic assessment experiences in your classroom.

## Course Lessons

LESSON OUTLINE	Overview	Task
<b>Lesson 1: The Purpose of Assessment</b>	Explore the difference between assessment and evaluation.	Use the assessment reflection sheet to consider your own practice.
<b>Lesson 2: Types of Assessment</b>	Learn the three types of assessment and when to use them.	Plan out your assessments with the downloadable tool.
<b>Lesson 3: Assessing Integration</b>	Discover how to assess 2 contents and the role of rubrics.	Create an assessment plan using the assessment mixing guide.
<b>Lesson 4: Authentic Assessment</b>	Determine what makes an authentic assessment.	Create an authentic assessment action plan using the worksheet provided.
<b>Lesson 5: Creating Integrated Assessments</b>	Learn the 5 steps to creating an authentic assessment.	Use the assessment cheat sheet tool to work through your assessment design.
<b>Lesson 6: Your Assessment Profile</b>	Build an assessment profile with alternative assessments.	Review the 5 different assessment guides.
<b>Lesson 7: Tools to Create Assessments</b>	A review of specific assessment tools that maximize your time.	Download and explore the assessment comparison tool.
<b>Lesson 8: Making Alignment Simple</b>	Explore the process of assessment alignment to standards.	Use the assessment alignment map for your next lesson.
<b>Lesson 9: Integrating Student Growth</b>	Learn how to find and capitalize on integrating your assessment process for growth.	Review the growth target example list.
<b>Lesson 10: Using Data Analysis</b>	Explore the 7 essential data analysis questions.	Download and complete the data analysis template.
<b>Lesson 11: Taking Action</b>	Discover how to use your data analysis and reflections to adjust your lessons and units.	Use the taking action guide sheets to create your next steps.
<b>Lesson 12: Connecting the Dots</b>	Learn how to connect with standards based grading and choice based assessments.	Complete the assessment bank template using the SBG and Choice Based Assessment lists.



# Managing the Arts Integrated Classroom

Course Code: EC005

Start using creativity and hand-on learning. Stop stressing about classroom management.

## Included in this course:

- ✓ 25 PD Hours with Certificate
- ✓ Instant Access
- ✓ 14 Handouts and Templates
- ✓ Self-Paced - No Time Limits
- ✓ Completely online

ESTIMATED TIME

 **25h**

TOTAL LESSONS

 **12**

**COURSE FEE: \$199**

## Course Description

Hands-on learning is exciting, but it can quickly turn into complete chaos without the right classroom management strategies, routines and supports. How can you make sure that students are really learning and not just making a mess?

The Arts Integration Classroom Management Online Course walks you through exactly what you need to create a classroom environment that is inviting, managed, and supports all learners. So you can focus on teaching and not managing.

## Course Outcomes

- Discover how to pace the yearly curriculum and classroom lessons to use arts integration in order to meet the needs of all learners.
- Design a plan for the use of group, individual student, and teacher workspaces, including the use of transitional spaces in the classroom as a means for teaching students to use materials properly.
- Develop a set of procedural methods for building positive relationships with students which reinforce positive behaviors, and include methods for interventions when necessary. These will support the use of arts-integrated instruction in the classroom.
- Select strategies for teaching arts-integrated lessons for whole classes and small groups, as well as for leading students in independent arts-integrated learning.

# Managing the Arts Integrated Classroom

Start using creativity and hand-on learning. Stop stressing about classroom management.

## Course Lessons

LESSON OUTLINE	Overview	Task
<b>Lesson 1: Building Routines</b>	Discover how to build and maintain classroom management routines for creative classrooms.	Review the student attention grabbers guide and sample logs/charts.
<b>Lesson 2: Pacing in Active and Creative Classrooms</b>	Explore how to pace your lessons effectively.	Plan out your lessons with the sample timeline.
<b>Lesson 3: Using Mini-Lessons for Management</b>	Learn how to prepare students for what's ahead with mini-lessons.	Review the E/LA and Math Ideas sheets for mini-lessons.
<b>Lesson 4: Designing Work Spaces</b>	Discover the different types of spaces for maximum engagement.	Complete the student organization sheet with entrance/exit ideas.
<b>Lesson 5: Organizing Materials</b>	Organize your supplies, materials and resources so you won't clutter your space.	Use the Organization Cheat Sheet to help organize your space.
<b>Lesson 6: Using Transitional Spaces</b>	Understand how to provide transition spaces between components.	Review and use examples from the Maximize your Space Guide.
<b>Lesson 7: Building Relationships</b>	Connect with students while still maintaining a respectful teacher-student relationship.	Use the pre-made student cards for relationship-building exercises.
<b>Lesson 8: Addressing Behaviors</b>	Learn ways to teach expectations in and through the arts.	Reference the 7 hints for teaching expected behaviors worksheet.
<b>Lesson 9: Positive Reinforcement</b>	Explore how to reinforce your expectations and plan for interventions.	Review the 6 tips for correcting behaviors worksheet.
<b>Lesson 10: Working with Whole Groups</b>	Discover 4 different ways to use whole group instruction.	Download and use the whole group cheat sheet.
<b>Lesson 11: Working with Small Groups</b>	Learn 6 ways to deliver small group instruction for AI lessons.	Review the 6 ideas for organizing small group instruction worksheet.
<b>Lesson 12: Facilitating Independent Learning</b>	Investigate how to support whole group, small group and independent instruction together.	Use the grouping strategy card to organize your next AI lesson.

# The Arts Integration PD Bundle

Course Code: EC006

The complete sequence for effectively using Arts Integration.

## Included in this course:

- ✓ 85 PD Hours with Certificate
- ✓ Instant Access
- ✓ 60 Handouts and Templates
- ✓ Self-Paced - No Time Limits
- ✓ Completely online

ESTIMATED TIME

85h

TOTAL LESSONS

60

COURSE FEE: \$499

## About this Bundle

This professional development bundle provides you with a curated sequence for planning, implementing and assessing arts integration in your school or district. You'll receive 4 online learning experiences that lead you from lesson design and delivery, classroom management, assessment and current best practices. Everything you receive in this bundle includes lifetime access so you can go back and review whenever you wish.

**SAVE 30% OFF REGULAR PRICING USING THIS BUNDLE**

## Courses Included in this Bundle

- The Creative Mindset Online Course
- The Assessment for Makers Online Course
- Managing the Arts Integrated Classroom Online Course
- Summer 2018 Online Arts Integration and STEAM Conference

## With this bundle, you'll be able to:

### 1. Earn 85 PD Hours on Your Terms

Log in and learn from anywhere, at anytime. Earn 85 PD hours while building your foundation of arts integration knowledge and resources.

### 2. Build Your Arts Integration Efforts Sequentially

This bundle includes all the courses and conference sessions you need to build, implement and assess a high-quality arts integration initiative.

### 3. Simplify and Implement Arts Integration

No more getting overwhelmed or overcommitted. With these courses and conference, you'll have the templates, action plans, lesson templates and timeline to create meaningful change in and through arts integration.



# The STEAM Professional Development Bundle

Course Code: EC007

The complete sequence for integrating STEAM with ease.

## Included in this course:

- ✓ 85 PD Hours with Certificate
- ✓ Instant Access
- ✓ 60 Handouts and Templates
- ✓ Self-Paced - No Time Limits
- ✓ Completely online

ESTIMATED TIME

85h

TOTAL LESSONS

60

COURSE FEE: \$499

## About this Bundle

This professional development bundle provides you with a curated sequence for planning, implementing and assessing STEAM education in your school or district. You'll receive 4 online learning experiences that lead you from lesson design and delivery, classroom management, assessment and current best practices. Everything you receive in this bundle includes lifetime access so you can go back and review whenever you wish.

**SAVE 30% OFF REGULAR PRICING USING THIS BUNDLE**

## Courses Included in this Bundle

- The Designed to STEAM Online Course
- The Assessment for Makers Online Course
- Managing the Arts Integrated Classroom Online Course
- Summer 2018 Online Arts Integration and STEAM Conference

## With this bundle, you'll be able to:

### 1. Earn 85 PD Hours on Your Terms

Log in and learn from anywhere, at anytime. Earn 40 PD hours while building your foundation of STEAM education and resources.

### 2. Build STEAM Sequentially in Your School

This bundle includes all the courses and conference sessions you need to build, implement and assess a high-quality STEAM initiative.

### 3. Transform STEM to STEAM with this Streamlined Process

No more confusion or frustration. Get the clear, streamlined process for STEAM education through these lessons, handouts, resources and toolkits.





# The PBL Professional Development Bundle

Course Code: EC008

The complete sequence for integrated Project Based Learning and the Arts.

## Included in this course:

- ✓ 85 PD Hours with Certificate
- ✓ Instant Access
- ✓ 60 Handouts and Templates
- ✓ Self-Paced - No Time Limits
- ✓ Completely online

ESTIMATED TIME

85h

TOTAL LESSONS

60

COURSE FEE: \$499

## About this Bundle

This professional development bundle provides you with a curated sequence for integrating project based learning in and through the arts in your school or district. You'll receive 4 online learning experiences that lead you from lesson design and delivery, classroom management, assessment and current best practices. Everything you receive in this bundle includes lifetime access so you can go back and review whenever you wish.

**SAVE 30% OFF REGULAR PRICING USING THIS BUNDLE**

## Courses Included in this Bundle

- The Project Based Learning in the Arts Online Course
- The Assessment for Makers Online Course
- Managing the Arts Integrated Classroom Online Course
- Summer 2018 Online Arts Integration and STEAM Conference

## With this bundle, you'll be able to:

### 1. Earn 85 PD Hours on Your Terms

Log in and learn from anywhere, at anytime. Earn 85 PD hours while building your foundation of PBL in and through the Arts.

### 2. Use Project Based Learning through Arts Integration

This bundle includes all the courses and conference sessions you need to connect project based learning with arts integration for maximum student success.

### 3. Seamlessly connect PBL and the Arts

Ditch the overwhelm! With these courses and conference, you'll have the templates, action plans, lessons and timeline to connect PBL in and through the arts.



# ONLINE CONFERENCES

Whether you are new to arts integration and STEAM or already have an exciting makerspace, this online K-12 education conference can support your goals.

Each session is carefully selected for the most innovative STEAM techniques, lessons, models and practical solutions working in schools right now.

Each conference event provides you with 10 PD hours, lifetime access and is affordably priced at \$149/teacher. Group rates available.



## A World-Class Arts Integration and STEAM Event

You'll get everything you need to use STEAM and Arts Integration – in one conference event.



### GAIN CLARITY AROUND INTEGRATING THE ARTS

If you've ever wondered "what's the difference between Arts Integration and STEAM?" or felt confusion and overwhelm on how to use these approaches, this conference will help you get crystal clear on what, how and why integration works.



### BUILD CONNECTIVE CURRICULUM

Creating time for arts integration and STEAM is easier than you think. Learn how to strategically weave these approaches into your current curriculum, connect with other content areas, and take your current content to the next level.



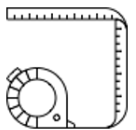
### DEVELOP SUCCESSFUL STEAM LESSONS AND UNITS

You'll leave the conference with armfuls of new lessons and units that you can replicate and recreate for your own classroom. Even better? You'll be empowered with the tools to create your own lessons that work every single time.



### ...AND SO MUCH MORE!

Even if you've done your own "research" on arts integration and STEAM, this online conference will give you what you can't find on your own: specific and successful ideas and resources that are working NOW, from teachers who are in schools just like yours.



### CREATE EXCITING MAKERSPACES

Get a straightforward look at how to build your own makerspace – including what items you need (and don't need) – and how to use them most effectively with students.

View the current conference opportunity here:

[ArtsIntegrationConference.com](https://ArtsIntegrationConference.com)

# THE ACCELERATOR

The Arts Integration and STEAM Accelerator is a personalized learning platform for integrating the arts in any classroom and at any teaching stage.

This affordable membership provides you with everything you need to add rocketfuel to your teaching and boost your success with Arts Integration and STEAM.

Membership is \$29/month or \$299/year.



## Personalized Learning for Teachers Using Arts Integration and STEAM

This is your one-stop shop for connection, inspiration, resources and streamlined trainings to help turn YOUR classroom into the most innovative space in the school.



### VIDEO LIBRARY

Watch sample Arts Integration and STEAM Lessons and Strategies at ES, MS and HS levels. New videos added monthly.



### COURSES

Access all of 5 our online courses at any time. Each include PD hours (50 hours total)



### CONFERENCES

Complimentary access to our upcoming and previous online conferences. 10 hour PD certificate included for each event.



### TIME-SAVING RESOURCES

Professionally-designed checklists, guides and printables exclusive to members. New ones added every month.



### CURRICULUM

Full access to our complete curriculum with lessons and assessments that take minimal prep and teaching time.



### COACHING CALLS

Need some support? You'll get live video coaching each and every month, plus access to our private online Facebook Group.

Learn more about membership:

**[EducationCloset.com/Accelerator](https://EducationCloset.com/Accelerator)**

# CERTIFICATION

The EducationCloset Arts Integration Certification Program is an intensive, one-year online program of study for educators who want to become Arts Integration Specialists.

This certification program gives you the skills and tools you need to lead a successful school or district initiative for integrating the arts. We've already helped hundreds of educators and we'd be honored to work with you too.

*IACET Accreditation pending, anticipated Spring 2019.*



## Become a Certified Arts Integration Specialist

Whether you want to become a national leader in using Arts Integration or the go-to person in your school/district for STEAM and Arts Integration, this certification program will help you to:

1.

Learn proven **strategies** in and through the arts.

4.

**Collaborate** with teachers, administrators and community members to build buy-in.

2.

Confidently make connections across the **curriculum**.

5.

**Design** inspiring and innovative learning opportunities for all students.

3.

Create **models of success** for arts integration and STEAM.

6.

**Assess** maker-centered approaches and use data to make meaningful change.

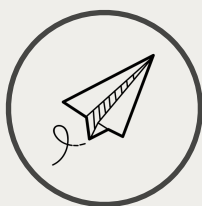


Learn more about certification at [EducationCloset.com/Certification](https://EducationCloset.com/Certification)



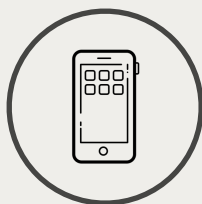
## Have Questions? Get in Touch.

We have a great support team here who would be happy to serve you.



### U.S. Mail

19 Liberty Street Suite 1  
Westminster, MD 21157



### Call/Text

443-821-1089  
Hours: M-F 9AM-3PM ET



### Email

[service@educationcloset.com](mailto:service@educationcloset.com)